



EVOLUTION

The Cost Effective, Affordable LED Solution.
Ideal for Upgrading Your Existing Fleet



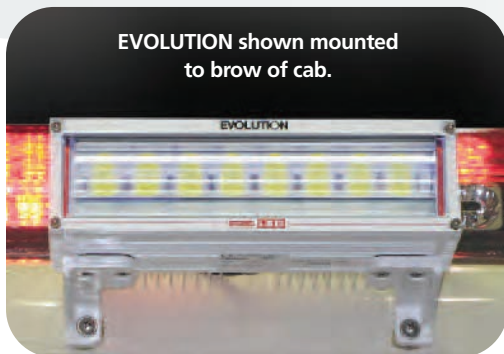
EVOLUTION lampheads easily mount to emergency warning lightbars.

15,000 Lumens of Bright Light



- Brighter Light - More than 15,000 Lumens of UltraBright LED Light
- Whiter Light – Closest Thing to Natural Sunlight
- Uniform High Quality White Light with the Widest Light Pattern
- Long Operating Hours – Rated at 50,000 Hours
- Parabolic Reflector & Lens Designed to Direct All the Light Onto the Scene
- Lamphead Can Be Used With 12 or 24 Volt DC systems (13/6.5 amps)
- Full Brightness at Power On - Instant Restarts

EVOLUTION MS is compact with an ultrabright light output of 8,000 lumens.



Evolution fits all mounts.
Easily upgrades your existing vehicles.




Advanced Lens Design **See All the Action Further Away!**



FRC solutions.
Exclusively from FRC

The **NEW** EVOLUTION Lens Focuses More LED Light on the Scene and Objects Far Away.



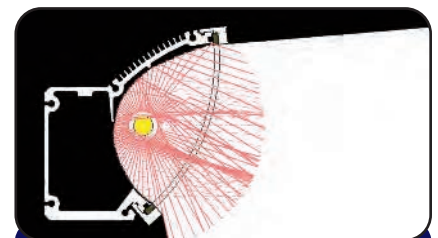
A Revolutionary Design

The **OPTIMUM** is a revolutionary lamphead that puts more light on the scene without the need for an increase in power. The **OPTIMUM** lamphead provides the maximum transfer of light from the bulb to the scene.

Setting the Trend

The **OPTIMUM** uses a uniquely designed, vacuum deposit, polished reflector to maximize light emission. **OPTIMUM's** large curved front lens and exclusive "head down" shape produces a uniform beam that lights up an area 100° vertically by 150° horizontally. The **OPTIMUM** lamphead has been designed to take advantage of the HID (High Intensity Discharge) bulb. The HID is offered with both 70 and 150 watt bulbs that operate at 12 or 24 VDC and produce light up to 11,250 lumens without the need of a generator.

ADVANCED TECHNOLOGY



A cross section of an OPTIMUM lamphead showing its unique reflector that directs 100% of the light onto the work and action areas.